



Capital Formation Chart

1 2
↓ ↓
A
3 →

Big Line
Big Line
Little Line

1 2
↓ ↓
B
↓ ↓

Big Line
Little Curve
Little Curve

1 2
↓ ↓
C
↻

Big Curve

1 2
↓ ↓
D
↻

Big Line
Big Curve

1 2
↓ ↓
E
3 →
4 →

Big Line
Little Line
Little Line
Little Line

1 2
↓ ↓
F
3 →

Big Line
Little Line
Little Line

1 2
↻ →

Big Curve
Little Line
Little Line

1 2
↓ ↓
H
3 →

Big Line
Big Line
Little Line

2 →
1 ↓
I
3 →

Big Line
Little Line
Little Line

2 →
1 ↓
J

Big Line
Turn
Little Line

1 2
↓ ↘
K
↘ ↙

Big Line
Little Line
Little Line

1 2
↓ ↓
L
↘ ↙

Big Line
Little Line

1 2
↓ ↓
M
↘ ↙

Big Line
Big Line
Big Line
Big Line

1 2
↓ ↓
N
↘ ↙

Big Line
Big Line
Big Line

1 2
↻ ↻

Big Curve
Go around

1 2
↓ ↓
P
↻ ↻

Big Line
Little Curve

1 2
↻ ↻

Big Curve
Go around
Little Line

1 2
↓ ↓
R
↘ ↙

Big Line
Little Curve
Little Line

↻ ↻

Little Curve
Turn
Little Curve

2 →
1 ↓
T

Big Line
Little Line

1 2
↓ ↓
U
↘ ↙

Big Line
Turn
Big Line

1 2
↓ ↓
V
↘ ↙

Big Line
Big Line

1 2
↓ ↓
W
↘ ↙

Big Line
Big Line
Big Line
Big Line

1 2
↓ ↓
X
↘ ↙

Big Line
Big Line

1 2
↓ ↓
Y
↘ ↙


Little Line
Big Line

2 →
1 ↓
Z
↘ ↙

Little Line
Big Line
Little Line



Lowercase Formation Chart




Magic c

up like a

bump


back down bump



dive down

swim up and over


down



dive down

swim up and over


around bump




Dots for you!

dot

down bump



Magic c




Dots for you!

down

turn

dot




Magic c

up like a

up higher


back down bump



down bump

kick!

slide away




start

little line



up and around

stop



Start at the top!

down bump





At first, curve up. Then go straight down.

up

down bump


cross



start with n

swim up and over

down




Magic c

up like a

bump

back down

turn



dive down

swim up and over

down



Lowercase Formation Chart



Magic c keep on going stop



bump

down, travel, up back down bump



dive down

swim up and over around bump



slide down slide up



Magic c bump

up like a back down U-turn



slide down and up slide down and up



dive down

swim up and over



slide down slide down



little Magic c little Magic c turn down curve around



slide down slide down



Start at the top!

down bump

cross

Directions for crossing †:
Left-handed Right-handed




go across slide down



go across



Number Stories



- 1 starts in the Starting Corner.**
- 1 makes a Big Line down.**
- 1 stops in the corner.**



- 6 starts in the Starting Corner.**
- 6 is a baby bear.**
- 6 goes down to curl up in the corner.**
- 6 is hibernating.**



- 2 starts in the Starting Corner.**
- 2 makes a Big Curve.**
- 2 stops in the corner.**
- 2 walks away on the bottom.**




- 7 starts in the Starting Corner.**
- 7 makes a Little Line across the top.**
- 7 says, "I better slide down."**



- 3 starts in the Starting Corner.**
- 3 makes a Little Curve to the middle.**
- 3 makes another Little Curve to the bottom corner.**



- 8 is different.**
- 8 doesn't like corners.**
- 8 starts at the top center.**
- 8 begins with S and then goes home.**



- 4 starts in the Starting Corner.**
- 4 makes a Little Line down to the middle.**
- 4 walks across the dark night.**
- 4 jumps to the top and says, "I did it." (Big Line down)**



- 9 is so special.**
- 9 has its own corner.**
- 9 makes a Little Curve and goes up to the corner.**
- 9 makes a Big Line down.**



- 5 starts in the Starting Corner.**
- 5 makes a Little Line down to the middle. It starts to rain.**
- 5 makes a Little Curve around.**
- 5 puts a Little Line on top to stop the rain.**



- 10 uses two places.**
- 1 comes first.**
- 0 is next.**
- 0 starts at the top center.**
- 10 is finished.**