

GET SET FOR SCHOOL™

Sound Around Box™



Rhymes



Sounds



Sound Around Box™

The Sound Around Box engages children with fun, hands-on literacy activities. Use it with small or large groups to encourage language and learning. The box holds surprises and gives teachers easy ways to teach letters, rhyming, syllables, and more.

Sound Around Box

Take a look at the box and the pieces it contains:

- **Box** Features magnetic and dry-erase side panels
- **Picture Tiles (42)** Promote memory, phonological awareness, and oral language
- **Color Tiles (8)** Work with simple sound and syllable activities
- **Activity Plates (6)** Identify the activity being used
- **Word Plate** Displays a word written by the teacher
- **Magnetic Pieces for Capitals (13)** Promote alphabet knowledge and develop letter-sound association

Activities


Get started using the 10 activities in this booklet. They will help your children develop alphabet knowledge, cognitive skills, phonological awareness, sensory motor skills, oral language, and social/emotional skills. The Sound Around Box invites you to create your own activities. You can share your favorites through our website — www.hwtears.com/getsetforschool.

Explore

Continue the fun and learning with these activity extensions.

Look What We're Learning

We're learning letters, rhyming, word parts, and more! See the bottom of each activity for the specific skills.




Sound Around Box

- Names
- Sounds
- Rhymes
- Syllables
- Memory
- Words

6 Activity Plates



1 Word Plate



13 Magnetic Pieces for Capitals



42 Picture Tiles & 8 Color Tiles
(See inside back cover for complete list)

Find the Rhyme

Children find the two words that rhyme in a group of three.

Get Started:

Place the [Rhymes Activity Plate](#) on the side of the box. Prepare a row of 3 tiles beneath it: two words that rhyme and one that does not. Choose from these tiles that rhyme:

- bee, key
- yak, black
- cat, hat
- green, queen
- pan, van
- log, frog, dog
- jar, car
- two, blue

Rhymes



Activity

Which two pictures in the row rhyme?

- **Words that rhyme have the same ending sounds—cat, hat, . . . jar, car, . . . two, blue.**
- Point to these pictures and say the words: **bee, log, key. Which words rhyme?**
- Point to bee and log. **Bee, log—do they have the same ending sounds? No. Bee and log do not rhyme.**
- Point to bee and key. **Bee, key—do they have the same ending sounds? Yes. Bee and key rhyme.**

Explore

Place picture tiles on the floor. Children sort them according to their rhymes. Children add their own rhymes to the pattern, e.g., pan, van, ran, can, tan, fan, Dan.

Look What We're Learning

Phonological Awareness
Phonological Awareness
Social/Emotional
Social/Emotional
Vocabulary


Tell whether or not two spoken words rhyme
Produce a word that rhymes with a given word
Cooperate with other children
Work with others to solve problems
rhyme, ending sounds

Fill the Box

Children learn to recognize capital letters with familiar objects from home.

Get Started:

Ask children to bring something from home that starts with the letter B to place in the [Sound Around Box](#). Identify a letter to highlight, for example, B. Using the [Magnetic Pieces for Capitals](#), build B on the box.



Activity

Let's name each object in the box and see if it starts with B.

- **What's in our Sound Around Box that begins with B?**
- **Look, someone brought in a bear.**
- Teacher prints BEAR on the [Word Plate](#).
- **Look, BEAR starts with B.**
- Continue until all items in the box are presented. Place items on the floor in front of the box.
- If an object in the box doesn't start with the highlighted letter, say its name and compare its beginning letter to the letter on the side of the box.

Explore

Let children line up all items and say them aloud.

Look What We're Learning

Alphabet Knowledge
Alphabet Knowledge

Position capitals right side up
Point to and name capital letters